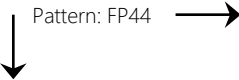


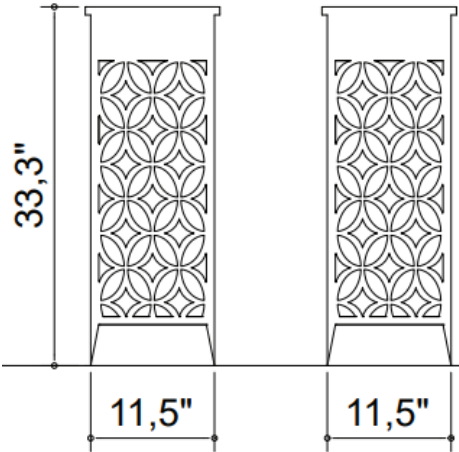
# PATH LIGHT SLEEVES

*Designer Planter By Day*  
*Artistic Pathway Light By Night*

The planters are designed to slip over your path lighting which provides users the opportunity to add more color during the day and enhanced path lighting in the evening. The planters are designed with spikes on the base that hold the planter in position.



- Standard Size (HxWxD)
- 33.3"X11.5"X11.5"
  - MOQ:
  - Includes Internal Planting Shelf
- 3/4" Material  
(2) Units



**FULLER**  
Architectural Panels

2009 Fairview Road #6731  
Raleigh, North Carolina 27628  
www.fullerap.com  
919/720-4252

Design subject to change without notice.



# Imagine The Possibilities

Pathway lighting is taken to another level with the addition of our Designer Sleeve Series. Buyers can select any of our (80) standard designs or work with us to develop your own unique design.

The artistic panels are designed to slip over new or existing pathway lighting producing a beautiful and unique lighting effect.

Imagine your Company logo or favorite sports team glowing down your pathway.

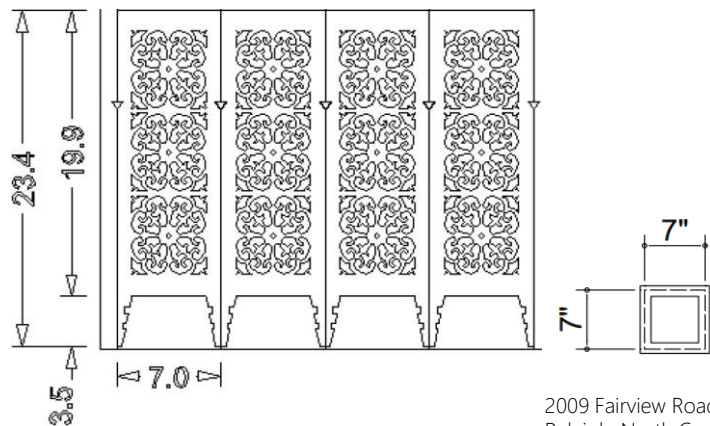
The sleeves ship flat and are then folded into a square where supplied fasteners and internal splines secure all corners.

## Sleeve Features

- (2) Standard Sizes
- (80) Standard Designs
- Available in Black or White PVC
- PVC is Paint Grade
- All Patterns are Customizable
- PVC Does Not Rot or Rust
- Quick and Easy to Assemble With Supplied Fasteners

## Standard Size (HxWxD)

- 23.4"x7"x7" 1/4" Material



Design subject to modification without notice.

2009 Fairview Road #6731  
Raleigh, North Carolina 27628  
www.fullerap.com  
919/720-4252

Pattern: NC STATE      Pattern: FP491 →

